




Globe Technology Component

GB-226EGW

DATA SHEET

GLOBE
受管制文件
Controlled Document
Issued by Spec. Center

QC: 

ENG: 陳錦興

Prepared By: 呂滙芳

Part No.	GB-226EGW	Spec No.	LL-307IGM2E-003	Page	1 of 5
----------	-----------	----------	-----------------	------	--------



Absolute Maximum Ratings at Ta=25°C

Parameter	MAX.	Unit
Power Dissipation	100	mW
Peak Forward Current (1/10 Duty Cycle, 0.1ms Pulse Width)	100	mA
Continuous Forward Current	35	mA
Derating Linear From 50°C	0.4	mA/°C
Reverse Voltage	5	V
Operating Temperature Range	-40°C to +80°C	
Storage Temperature Range	-40°C to +80°C	
Lead Soldering Temperature [4mm(.157") From Body]	260°C for 5 Seconds	



Electrical Optical Characteristics at Ta=25°C

Parameter	Symbol	Emitting Color	Min.	Typ.	Max.	Unit	Test Condition
Luminous Intensity	I _v	Green	6	12	24	mcd	I _f =20mA Note 1
		Red	5	10	20		
Viewing Angle	2θ _{1/2}	Green	50	60	70	Deg	Note 2
		Red	50	60	70		
Peak Emission Wavelength	λ _p	Green	560	565	570	nm	Measurement @Peak
		Red	635	640	645		
Dominant Wavelength	λ _d	Green	565	570	575	nm	Note 3
		Red	625	630	635		
Spectral Line Half-Width	Δλ	Green	25	30	35	nm	
		Red	35	40	45		
Forward Voltage	V _f	Green	1.7	2.2	2.6	V	I _f =20mA
		Red	1.6	2.0	2.6		
Reverse Current	I _R	Green	---	---	100	μA	V _R =5V
		Red					

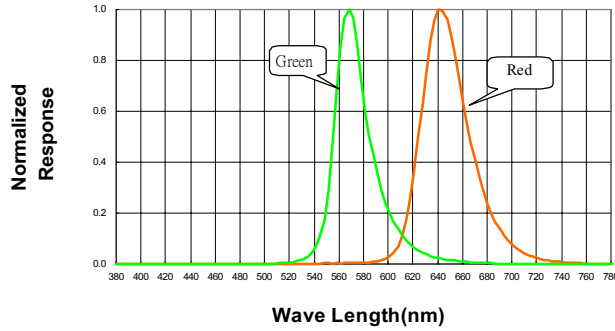
Notes:

1. Luminous intensity is measured with a light sensor and filter combination that approximates the CIE eye-response curve.
2. θ_{1/2} is the off-axis angle at which the luminous intensity is half the axial luminous intensity.
3. The dominant wavelength (λ_d) is derived from the CIE chromaticity diagram and represents the single wavelength which defines the color of the device.

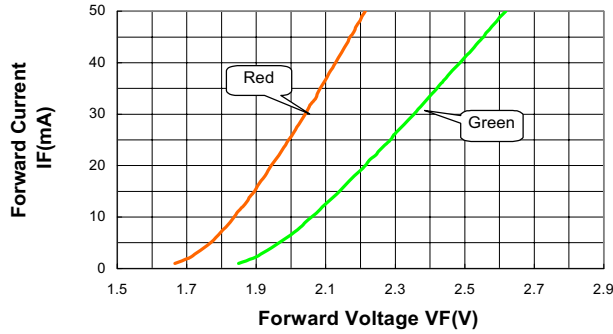


Typical Electrical / Optical Characteristics Curves
(25°C Ambient Temperature Unless Otherwise Noted)

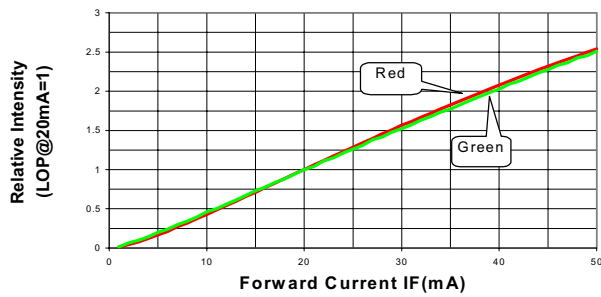
Spectral Radiance Green Peak @ 565nm
Red Peak @ 640nm



Forward Current vs Forward Voltage



Relative Luminous Intensity vs Forward Current



Beam Patter

